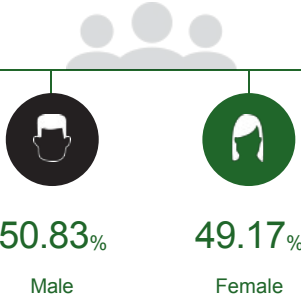


# People

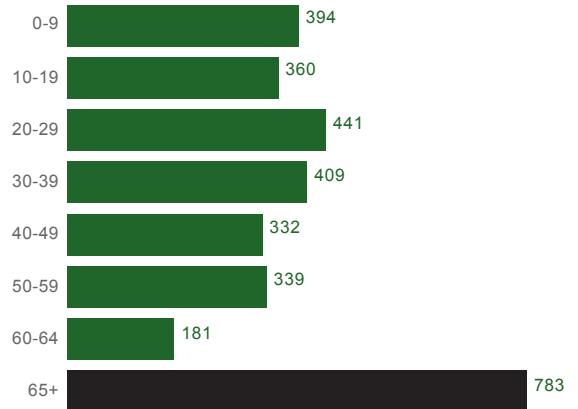
The total population of Winnsboro is 3,240. The median age is 39.48

## 3,240

Total Population



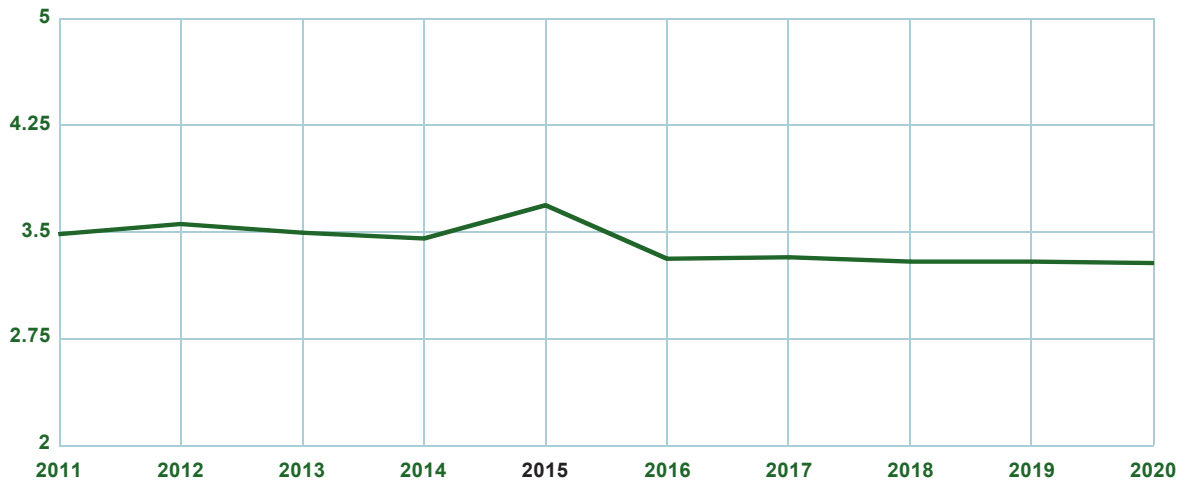
### Age Distribution



### Median Age

## 39

Population Growth (in thousands)



## Educational Attainment



22.76% of the population in Winnsboro have an Associate's degree or higher. 53.46% have completed some college or higher.



< Grade 9  
**5.7%**



Grade 9-12  
**11.36%**



High School  
**29.49%**



Some College  
**30.7%**



Assoc Degree  
**8.17%**



Bach Degree  
**10.28%**



Grad Degree  
**4.31%**



offer Associate's Degree or Certificate



offer Bachelor's Degree or Higher

# Labor Force

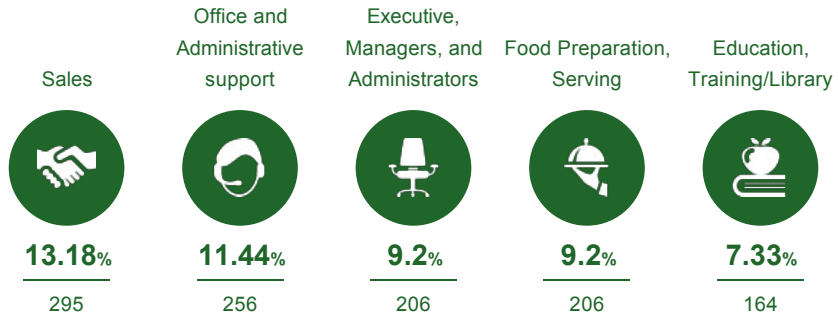
Winnsboro has a labor force of 1,209 people.

# 1,209

Labor Force

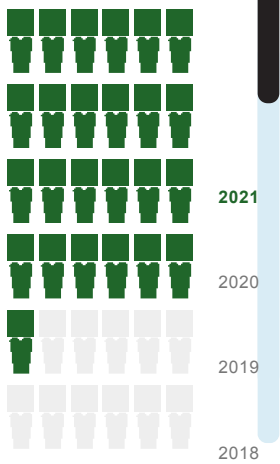
## Talent

Where are the top jobs by occupation?



Total Employees

# 2,238



The work distribution of total employees in Winnsboro is:



Total Establishments

# 257



## Businesses and Jobs



Winnsboro has a total of 257 businesses. In 2019, the leading industries in Winnsboro were .

What are the top industries by jobs?

How many employees do businesses in Winnsboro have?



1-4 Employees	64.59%
5-9 Employees	19.07%
10-19 Employees	5.45%
20-49 Employees	6.61%
50-99 Employees	3.5%
100+ Employees	0.39%

## Income and Spending



Households in Winnsboro earn a median yearly income of \$51,371. 24.54% of the households earn more than the national average each year. Household expenditures average \$43,794 per year. The majority of earnings get spent on Shelter, Transportation, Food and Beverages, Health Care, and Utilities.



**\$51,371**

Median Household Income

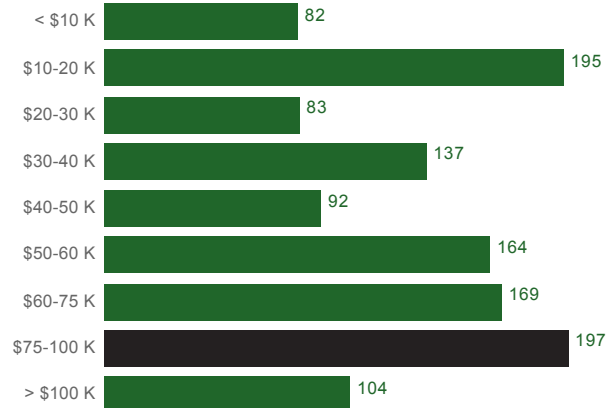
**9%** less than the county

**22%** less than the state

**23%** less than the nation

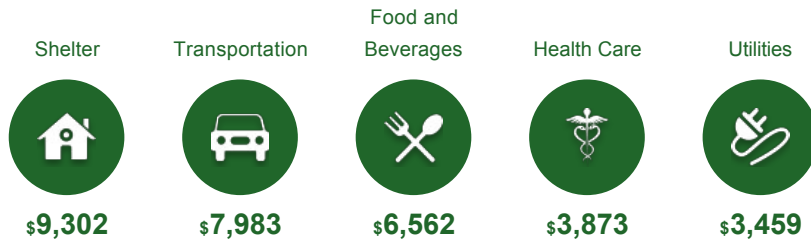


### Income Distribution



How do people spend most of their money?

PER HOUSEHOLD



**\$43,794**

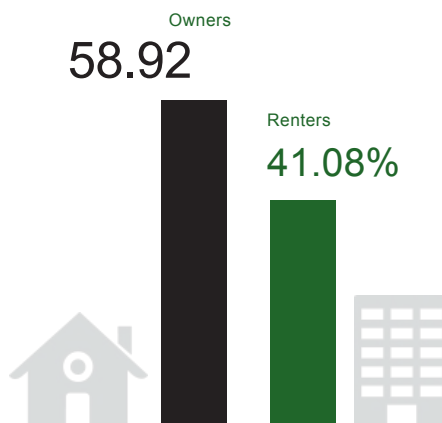
Median Household Expenditure

## Housing



There are 43% more households who own their homes than there are renters.

### Owners vs. Renters



## Transportation



Residents spend an average of 24 minutes commuting to work. Winnsboro is served by 15 airports within 50 miles. Rail can be accessed within the community. Interstates can be accessed 13 miles away.



24min

Commute Travel Time



1 + 15(+50 miles)

Airports in Community



13miles

Distance to Interstate



Freight Rail

In Community

## Taxes



Top State Corporate Income Tax

0%

Top State Corporate Capital Gains Tax

0%

Top State Personal Income Tax

0%

Top State Personal Capital Gains Tax

0%

State Sales Tax

6.25%